

Instruction for use

*Before using the product, read the instruction for use.
If in doubt, consult your doctor or pharmacist.*



Atopigo[®]

Bath concentrate

Prevention and relief of the symptoms of atopic dermatitis (AD).

MEDICAL DEVICE

Intended use

Atopigo[®] is a concentrate for the preparation of baths used in atopic dermatitis. It has a preventive and soothing effect. It is intended for external use only, after having been diluted with water according to the directions for use presented below.

Atopigo[®] can be used from 3rd month of age.

Technical and medical data

Composition: sodium hypochlorite 6%, purified water.

The unit packaging is a plastic bottle containing 100 g of the product in the form of a liquid with a screw cap protecting against unwanted opening by children. A measuring cup is included with each package.

Mechanism of action

Atopigo[®] contains sodium hypochlorite. Baths in diluted sodium hypochlorite are recommended as a safe method of preventing and alleviating the symptoms of atopic dermatitis. A bath with the addition of Atopigo[®] cleanses the skin of impurities that exacerbate the symptoms of atopic dermatitis.

Regular bathing with the addition of Atopigo[®] improve skin condition and increase its resistance to infections (bacterial, fungal and viral).

Directions for use

Bath in the bathtub

Before using the product for the first time, determine the level in the bathtub that corresponds to 100 liters of water using a container of known capacity.



STEP 1

Fill the bathtub with 100 liters of tepid water (at a temperature of approx. 37°C).

Carefully add the entire content of the bottle to the water. Use protective gloves.

Mix the content of the bathtub thoroughly.



STEP 2

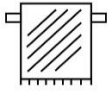
Immerse the body in the prepared bath. Do not immerse the head.

Duration of bath: 10 minutes.



STEP 3

Rinse your body thoroughly with tepid running water.



STEP 4

Gently dry the body with a towel. Do not rub the skin.



STEP 5

When the skin is still slightly moist, apply topical medications (if prescribed by a doctor), then use emollients (e.g. Atopigo[®] Emollient body balm).

Repeat the bath 2 - 3 times a week or as indicated by the doctor.

Bath in a small bathtub



Measure 5 milliliters of product for every 5 liters of water. Use protective gloves.

Spread the product by thoroughly mixing the contents of the bathtub. Proceed as described above (STEP 2 - 5).

Close the container tightly after each use.

Warnings, precautions and contraindications

Bath

- ☞ Do not use a bath with Atopigo[®] if there is a known contact allergy to chlorine and products containing sodium hypochlorite.
- ☞ Determine the level corresponding to 100 liters of water in the bathtub or a smaller amount of water when preparing a bath in a small bathtub. *Measuring more than the recommended amount of water results in a lack of efficacy, while measuring a smaller volume of water is associated with a risk of irritation.*
- ☞ Do not use too warm water to prepare the bath. *The use of too warm water for the preparation of the bath can lead to the release of chlorine gas, exacerbation of asthma symptoms and drying of the skin.*
- ☞ Do not add other products to the bath.
- ☞ Do not immerse the head in the bath.
- ☞ Stop using the bath if redness or skin irritation occurs.
- ☞ Rinse body thoroughly after bathing. *Skipping this step can lead to itching and skin irritation.*

Bath concentrate before dilution

Causes severe skin burns and eye damage.

Do not use the concentrate directly on the skin. *When preparing the bath, be very careful and use protective gloves.*

IF ON SKIN (or hair): Take off immediately all contaminated clothing.

Rinse skin with water or shower.

IF IN EYES: Rinse cautiously with water for several minutes. Remove contact lenses, if present and easy to do. Continue rinsing.

IF SWALLOWED: Immediately call a POISON CENTER, doctor.

May be corrosive to metals. *Avoid contact with metals due to strong reactivity.*

Very toxic to aquatic life with long lasting effects.

Contact with acids liberates toxic gas. *Store only in the original packaging.*

Can bleach fabric.



Dispose contents/container in accordance with requirements of utilization.

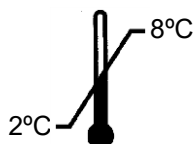
Place and storage conditions

Keep container tightly closed. ***Keep out of the reach of children.***

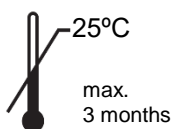
Transport at ambient temperature longer than 7 days is unacceptable.



Symbol indicates correct upright position of the package during transport and storage.



Store at 2 - 8°C. When the product is stored at 2 - 8°C, the expiry date does not change.



During use, the product can be stored at a temperature below 25°C. The date of removal from the fridge should be written on the bottle label. Use within 3 months.

Keep away from sunlight.



LOT

The lot number is given on the outer and primary package.



The expiry date is given on the outer and primary package. Do not use the product after expiry date.

Any serious incident related to the product should be reported to the manufacturer and the appropriate agency.




Manufacturer:

CHEMA-ELEKTROMET
Spółdzielnia Pracy
ul. Przemysłowa 9
35-105 Rzeszów, Poland
www.chema.rzeszow.pl
chema@chema.rzeszow.pl



Explanation:

 Pay special attention to text marked with this symbol.

Verified: 2022-12